

# **Maximize Fusion: Tips, Tricks, and Release Highlights**

Adobe Workfront Customer Success & Product Management

January 29, 2026




# **This session is being recorded.**

Keep an eye out for a follow-up email after the event (from [csatscale@adobe.com](mailto:csatscale@adobe.com)) with a summary and links to the recording, slide deck, and more.



# Agenda

- Growing with Fusion
- *Designing* with Fusion improvements
  - Search and select
  - Draft and recovery, error flow, JSONata
  - New variables for improved alerting and monitoring
  - Chained scenarios
- *Managing* Fusion improvements
  - Tableview updates
  - Hook improvements
  - Performance dashboard
  - Activity logs
  - Using technical accounts (Workfront/Planning/MSFT)



# Fusion adoption and expansion

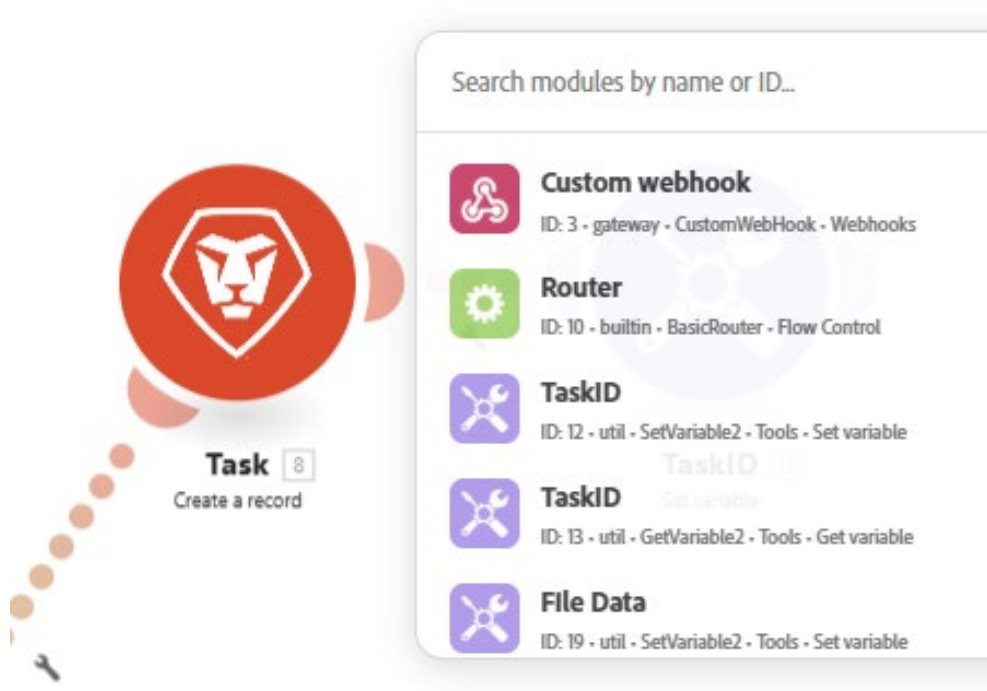


Many Fusion organizations have over 100 active scenarios

Fusion is evolving to address the governance, performance, and user experience needs at higher volume

# Fusion design experience | Search and select

Navigate even the largest Fusion scenarios with ease using Fusion's new ability to search and select modules by name or type

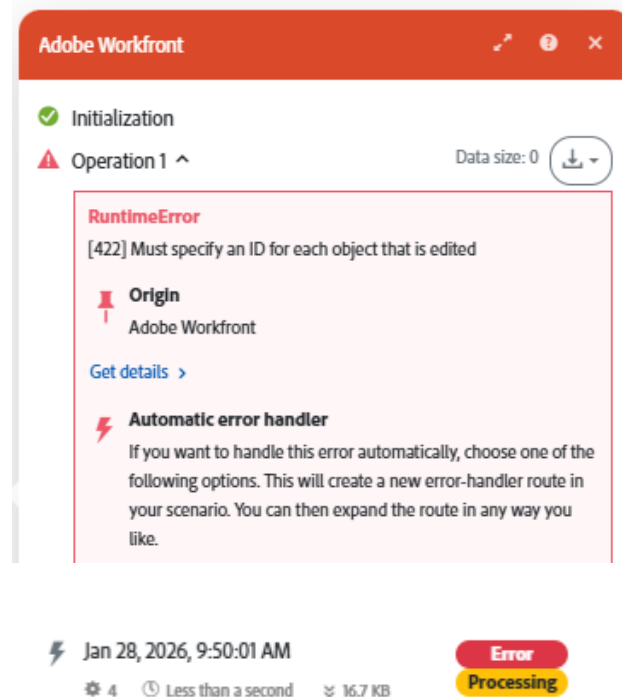


# Fusion design/test | Recent enhancements to design experience


## Draft and recovery

Fusion scenarios are saved locally (“draft”). This increase performance and prevents loss of changes due to browser failure. Draft and Recovery

## Enhanced error workflow



## JSONata for data transformations


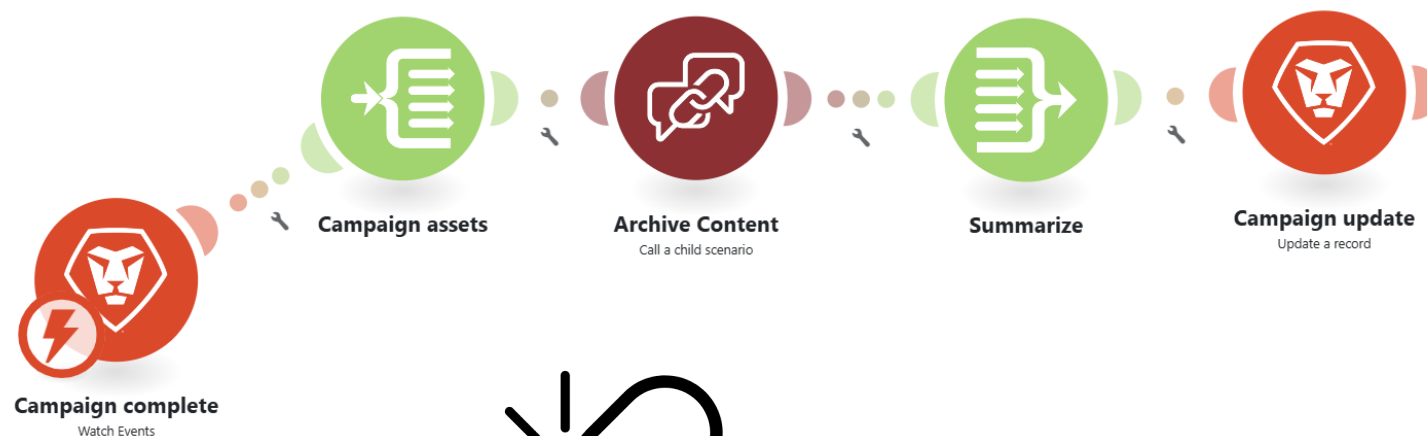


Fusion historically relied heavily on IML expressions. However, builders increasingly skip complicated IML and instead use JSONata for direct JSON manipulation because it provides more expressive power with less effort.

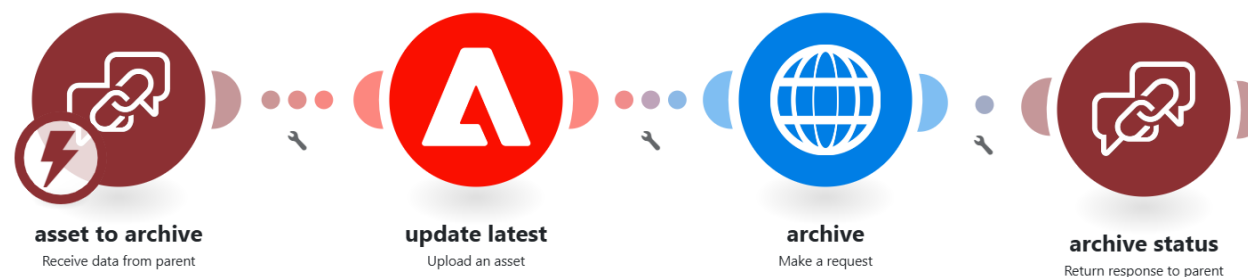
[“Making JSON sing with Workfront Fusion + JSONata webinar”](#)

# Chained Scenarios | Introduction

Chained scenarios help break complex workflows into simpler parts making it easier to build, test, and reuse automation logic.



Chained scenario enhance maintainability, scalability, and governance, especially in enterprise environments where hundreds of automations may be active simultaneously





# Using chained scenarios | **ideas**



- Reusable logic
- Shared error handling
- Shared validation workflows
- Long running scenarios

- Controlled, auditable sub-flows for compliance validation
- Reusing the same error handler – child scenario logs and notifies
- High volume asset workflows that may take longer than Fusion's 40-minute execution time constraint
- Modularizing complex, multi-stage content workflows so that common actions like metadata, approvals, PDF conversions can be reused.
- Supporting multi-DAM content supply chains with DAM-specific child scenarios



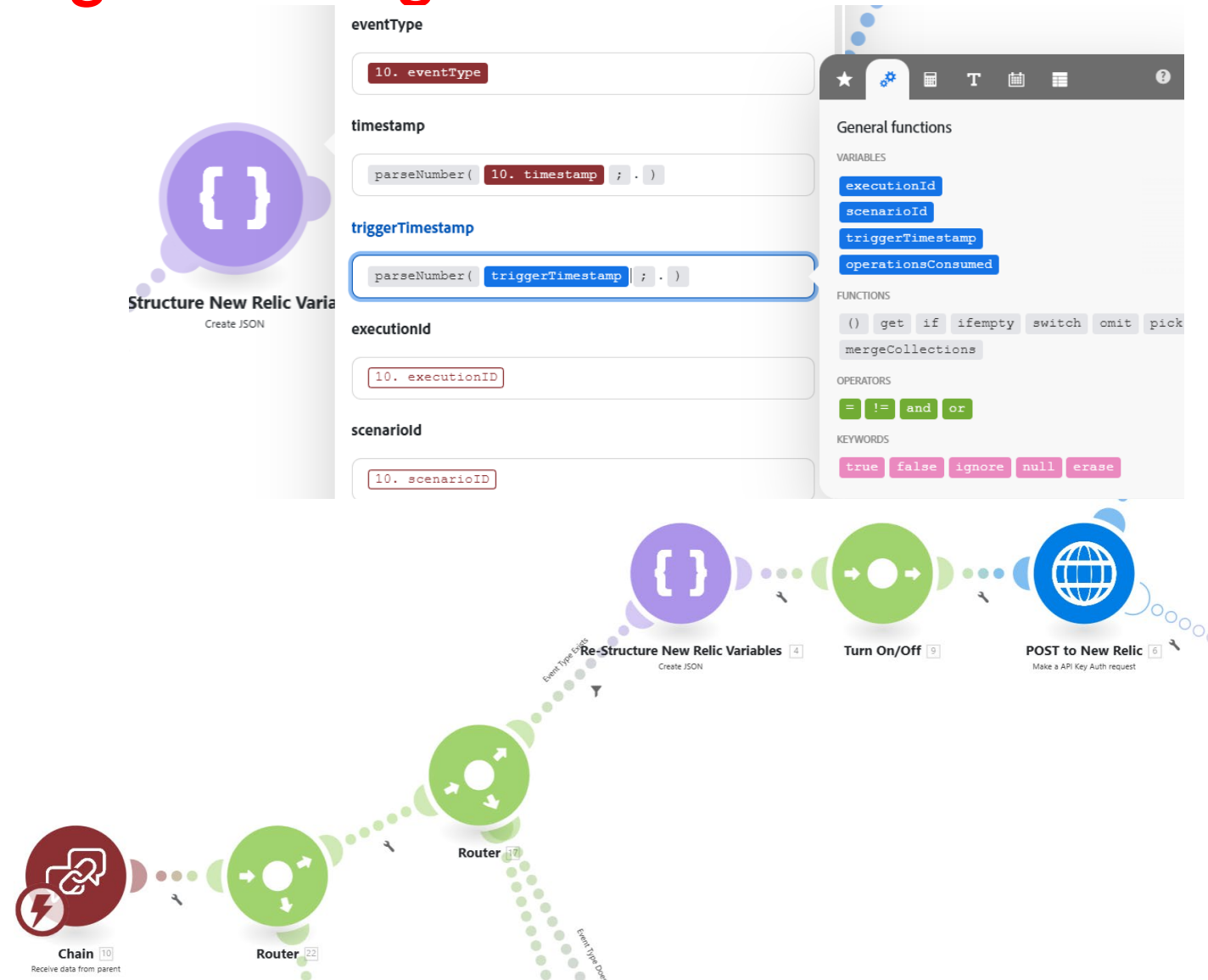
# Fusion design experience | alerting/monitoring

Managing 100s of scenarios requires scalable monitoring and alerting approaches.

Recommend:

Use new “ScenarioId” and trigger time stamp variables in the mapping panel

If possible, a single, repeatable approach for alerting/monitoring is preferred. If possible, implement using chained scenarios



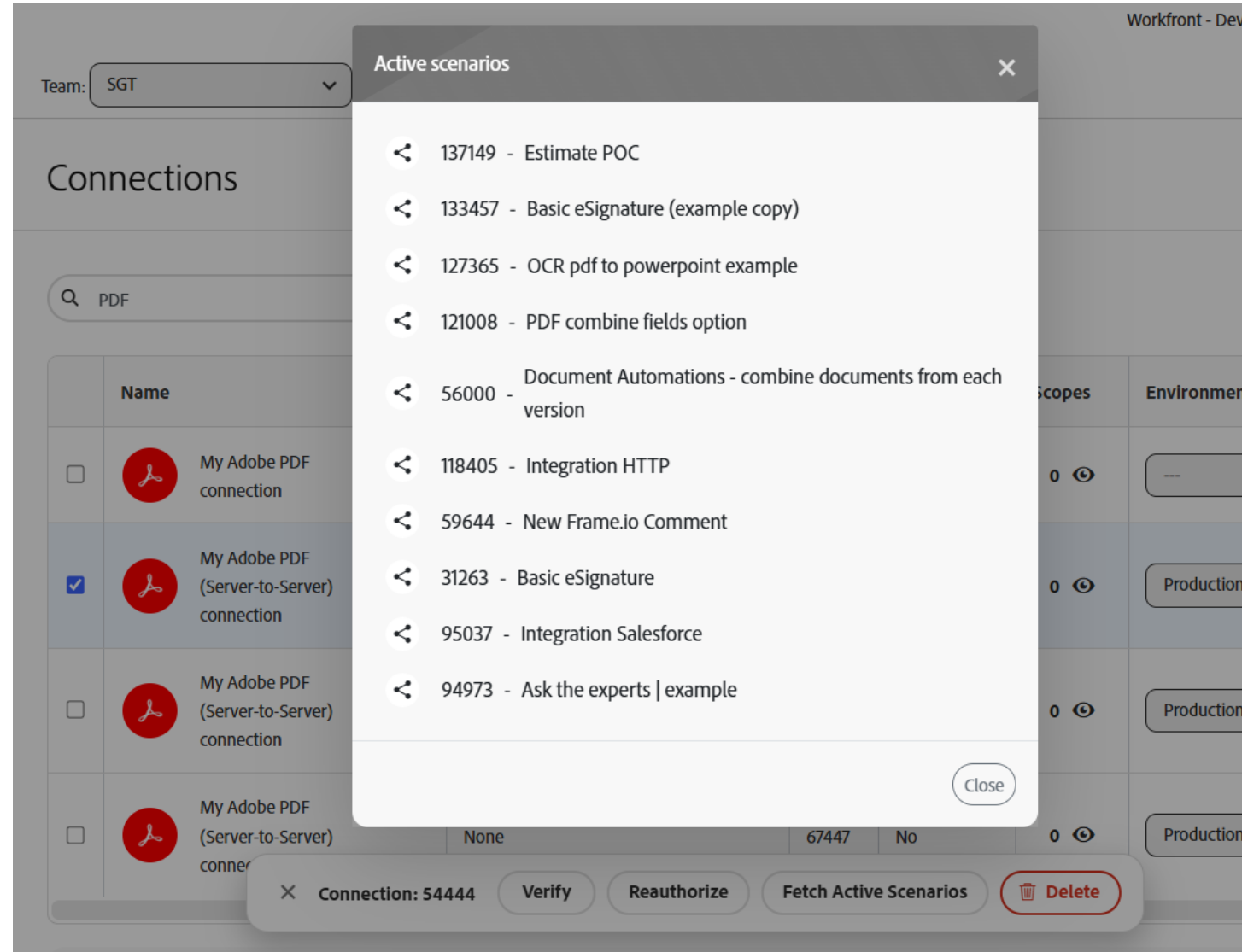
# Fusion table view | Connections, webhooks

Fusion tables are more actionable, connected, and data rich.

- Search
- Sort

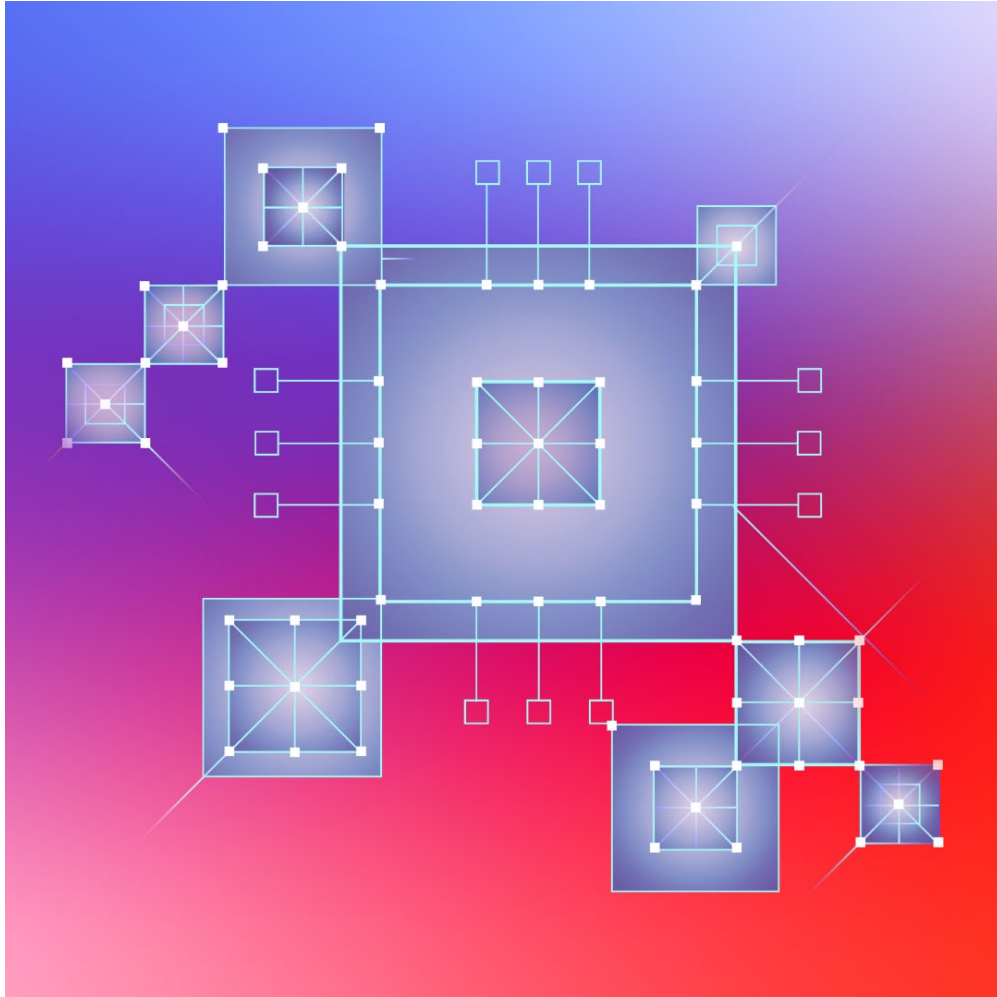
Unique and useful actions:

- Connections
- Webhooks



# Workfront Event Subscriptions | V2+

v2 released  
1/15/2026



## V2 event subscription update

### Highlights:

Improved reliability, consistency, and performance. higher delivery success + better latency

V2 fixes historical inconsistencies—particularly around multiselect, old/new values, and array formats

# Events Improvements | set priorities for more precise control

Problem: When multiple scenarios share the same worker pool, they compete equally for resources, regardless of importance. This can lead to critical scenarios being delayed due to noisy, less important ones.

Outcome: Fusion now supports custom priorities for hooks. Those are High, Medium, and Low, allowing you to prioritize webhook-triggered scenarios within the same worker pool. This ensures that high-priority automations get executed first, improving reliability for business-critical workflows.

	Priority	ID
ite	Low	14985
1e9	Low	4656
7k	Low	14829

Low

Medium

High

FirstPrevious

# Events Improvements | security

Fusion now supports Credentials/Basic Auth for Custom Webhooks.

Users can create Auth keys, attach them to hooks and make basic authorization headers required to make secure webhook calls.

These same keys will also be available in the HTTP Basic Auth Module, making it easy to reuse them when calling webhooks from other scenarios.

The image displays two overlapping screenshots from the Adobe Workfront Fusion application. The primary screenshot in the background is the 'Add a hook' dialog, which contains the following sections:

- Webhook name \***: A text input field containing 'My gateway-webhook webhook' with a note 'Must be between 1 and 128 characters long.'
- IP restrictions**: An empty text input field with a note: 'A whitelist of IP addresses delimited by comma. You can use CIDR notation to whitelist a subnet. Leave empty if you don't want to check the IP address.'
- Data structure**: A dropdown menu and an 'Add' button, with a note: 'Data structure to be used for validation of incoming data. Leave empty if you want us to just pass on the received data without any validation.'
- Credentials**: A dropdown menu and an 'Add' button, with a note: 'Credentials to be used for authorization. Leave empty if you want us to just pass on the received data without any authorization.'
- Advanced Settings**: Three checkboxes: 'Get request headers' (unchecked), 'Get request HTTP method' (unchecked), and 'JSON pass-through' (unchecked). Each has a descriptive note. The 'Show advanced settings' checkbox is checked.


At the bottom of the 'Add a hook' dialog are 'Cancel' and 'Save' buttons. A small tooltip 'Integration Webhooks | Workfront Fusion' is visible over the 'Get request HTTP method' checkbox.

The foreground screenshot is the 'Create a key' dialog, which includes:

- Key name \***: A text input field containing 'My HTTP Basic Auth key'.
- Username**: An empty text input field.
- Password**: An empty text input field.
- Create a key**: A blue button at the bottom right.

Between the two dialogs, a 'Webhooks' management window is partially visible, showing a 'Webhook \*' field with a red error message: 'Field 'Webhook' is not filled.' and an 'Add' button.

# Activity logs

Workfront - Development/Product (non production usage) 

[Change details](#)

[+ Create a new scenario](#)

ORGANIZATION   TEAMS   USERS   ACTIVITY LOGS


[Export](#) [Filter](#)

Applied Filters  
Date Range: 12/20/2025, 9:19:53 AM - 1/20/2026, 9:19:53 AM [x](#) [Clear](#)

↓ Timestamp	Team	User ▾	Entity ▾	Action ▾	Message
1/20/2026, 8:33:59 AM	SGT	Sam Taylor	scenario	updated	Sam Taylor updated "MS Teams Adaptive cards - receive message" scenario
1/17/2026, 4:53:32 AM	Garnik team	Garnik Mazhinyan	connection	created	Garnik Mazhinyan created "My Adobe Workfront auth connection" connection
1/17/2026, 4:50:22 AM	Garnik team	Garnik Mazhinyan	connection	created	Garnik Mazhinyan created "My Adobe Workfront auth connection" connection
1/9/2026, 2:46:43 PM	SGT	Sam Taylor	connection	created	Sam Taylor created "My Figma connection" connection
1/9/2026, 2:44:28 PM	SGT	Sam Taylor	connection	created	Sam Taylor created "My Figma connection" connection
1/9/2026, 2:42:20 PM	SGT	Sam Taylor	connection	created	Sam Taylor created "My Figma connection" connection
1/9/2026, 2:41:09 PM	SGT	Sam Taylor	connection	created	Sam Taylor created "My Figma connection" connection
1/9/2026, 2:39:11 PM	SGT	Sam Taylor	connection	created	Sam Taylor created "Figma (updated)" connection
1/8/2026, 8:12:26 AM	SGT	Sam Taylor	scenario	updated	Sam Taylor updated "Estimate POC" scenario
1/8/2026, 8:11:52 AM	SGT	Sam Taylor	webhook	created	Sam Taylor created "Generate estimate" webhook
1/8/2026, 8:09:47 AM	SGT	Sam Taylor	scenario	renamed	Sam Taylor renamed "Omnicom Estimate POC" scenario to "Estimate POC"



# Technical Accounts | Stronger Governance. Fewer Breaks. Better Automation



Use Technical Accounts in Fusion to make your automations more secure, more stable, and far easier to maintain.

Technical accounts provide non-human authentication, align with enterprise IAM, and keep your integrations running even when people change roles. Technical Accounts reduce admin overhead, improve governance, and prepare your organization for upcoming Fusion authentication improvements.

Recently added “technical accounts” connections:

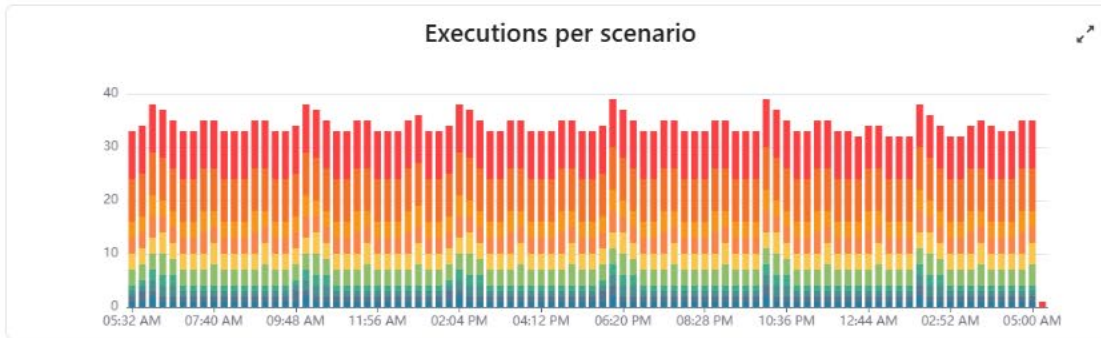
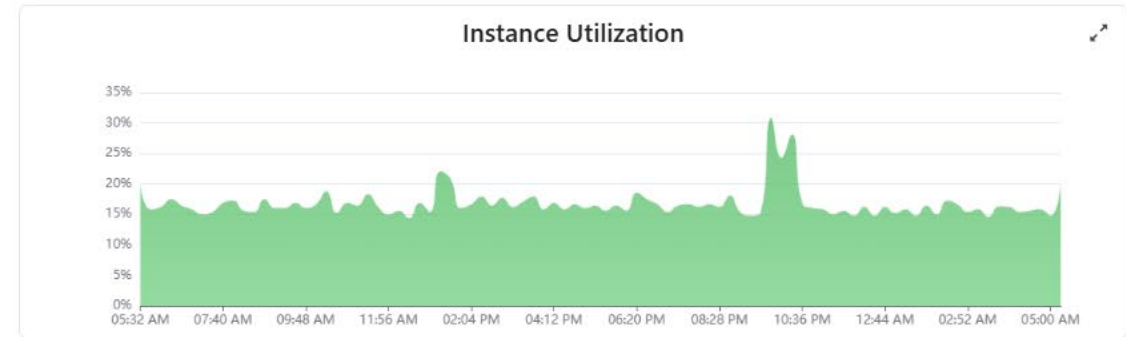
- Workfront Workflow
- Workfront Planning
- Microsoft
- Slack



# Instance Performance | Monitoring and Control

Performance

Time Range: Last 24 hours



# What's next?

- Developer Experience
  - API
  - Custom code/ App Builder – “Has such an opportunity to compress complicated data manipulations into a single node.”
  - Dev Tool > integrated experience
- Governance
  - More control Evolution of “teams” to “Access Control Groups”
  - Additional visibility Monitoring/alerting
- AI/Agentic workflows
- Partners



# Closing

**Adobe**

# Feedback

Please complete [this short survey](#) to share feedback on today's session.  
Responses are anonymous, so transparency and honesty are appreciated!

# Adobe Summit

April 19–22, 2026 | Las Vegas and online

## Registration is live.

Explore the future of marketing, creativity, and AI. Register early and save.

Registration is now open! Early bird Summit deals:

- Save \$300 on an in-person pass when you register by February 13.
- Save \$500 per person with group pricing for three or more.

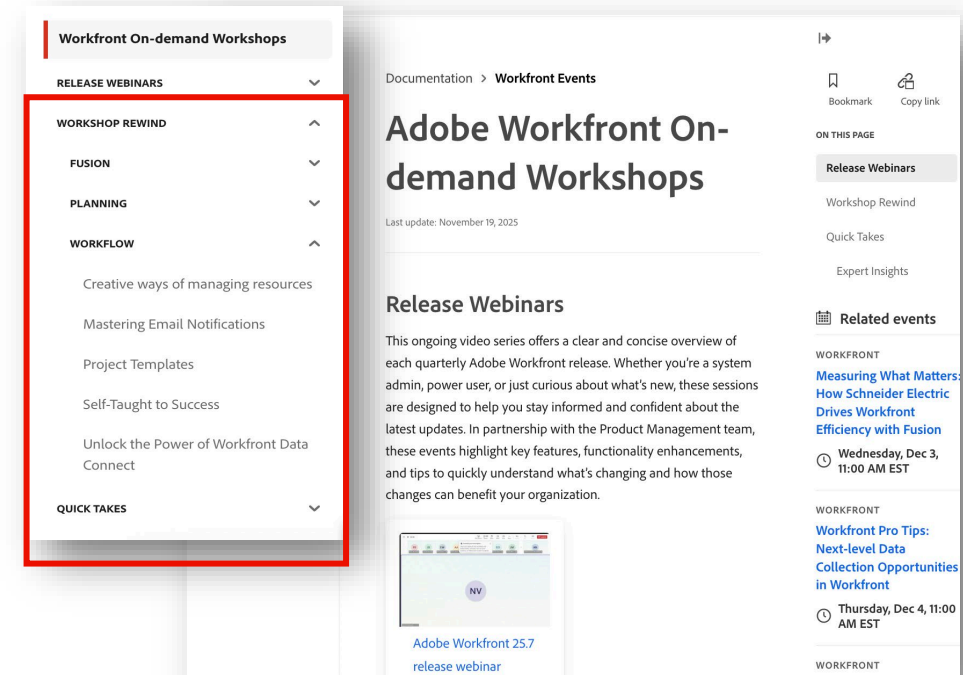
[summit.adobe.com](https://summit.adobe.com)



# FREE Events for Workfront System Administrators

- February 6 at 9:00 a.m. PT – [Admin Chat for Marketing & Creative](#)
- February 10 at 9:00 a.m. PT – [Admin 101: Getting Users to Use Workfront](#)
- February 12 at 9:00 a.m. PT – [Your Workfront Success Toolkit: Resources to Accelerate Adoption and Value](#)
- February 17 at 11:00 a.m. PT – [From Data to Design: Automating Branded PDFs with Workfront Fusion](#)
- February 26 at 8:30 a.m. PT – [Enablement That Scales: Turning Workfront Blueprints into Real-World Training Programs](#)
- February 26 at 11:30 a.m. PT – [Adobe Insider Tour: Seattle](#) [In-Person]
- March 11 at 11:30 a.m. ET – [Adobe Insider Tour: Atlanta](#) [In-Person]

**Coming in 2026! Past workshops will be published to the [On-Demand Events](#) page for your one-stop-shop!**



Have a topic you'd like to see added to the list? Send us an email at [csatscale@adobe.com](mailto:csatscale@adobe.com)!

*All events are published to the [Events](#) page on Experience League. Check back often for updates and to register.*

**Adobe**



# On Demand Fusion Resources

- [\[Event Follow-Up\] 5 Tips for Automating Naming Conventions Using Workfront Fusion - November 19, 2025](#)
- [\[Event Follow-Up\] Fusion Decoded: What It Is and Why Every Org Can Use It – November 5, 2025](#)
- [\[Event Follow-Up\] Inside Mayo Clinic: How Workfront Fusion Helps the Humans - October 16, 2025](#)
- [\[Event Follow-Up\] Making JSON sing with Workfront Fusion + JSONata - September 17, 2025](#)
- [\[Event Follow-Up\] Fast Track Efficiency: Data Imports with Workfront Fusion - August 19, 2025](#)
- [\[Event Follow-up\] The Workfront Fusion Fix: Ericsson's Smarter Way to Unlocking True Event Costs](#)
- [\[Event Follow-up\] Automating Workflows with Workfront Fusion - Unique Use Cases in Action](#)
- [\[Event Follow-Up\] Proactive Exception Handling Framework in Workfront Fusion](#)
- [\[Event Follow-Up\] Making the Case for Workfront Fusion](#)
- [🎬 \[VIDEO\] February 2024 - \[Workfront\] Expert Insights – Fusion with Ewan Hruska](#)
- [The 2023 Workfront Fusion Cookbook is here!!](#)



## 2025 Adobe Summit Fusion Labs: Follow-up Threads

- [Workfront Fusion for Beginners: Automate your Workflows](#)
- [Intermediate Automation and Integration with Adobe Workfront Fusion](#)